


Virtual Band Camp


Video 6 Skill Sheet - Reading Music on Glockenspiel

This is what your first 3 notes look like when written in musical notation. They may look tricky at first, but the more you practice identifying them, the easier they will get!



1. Say & Play

Say the name of each note name below, and then play it on your glockenspiel. Do it at least 10 times!




2. Say & Play A Little Quicker

Say the name of the note below, and play it on your glockenspiel. These are "quarter notes", which go a bit faster than the notes in Exercise 1. How fast can you say and play these notes?



3. Create Your Own Music

Use the notes B-flat, C, and D to write your own music. For extra fun, try to play what you've written!



Practice Chart

Each time you do one of the exercises above, check it off below. The more checks you get, the better you'll become at playing percussion instruments.



Exercise	Checks
Say & Play	
...A Little Quicker	